



TRANSFORMER BOBBIN  
INDUSTRIAL CO.,LTD.

Tel : 886-2-22929999

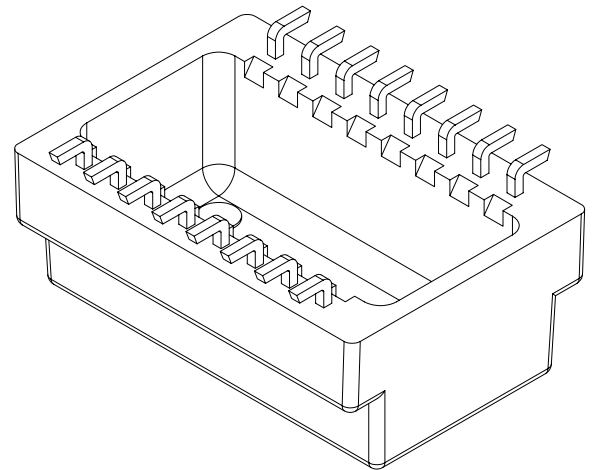
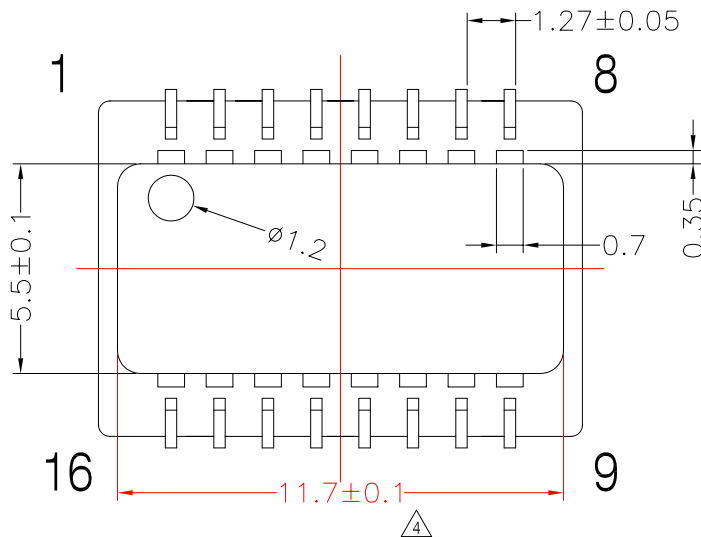
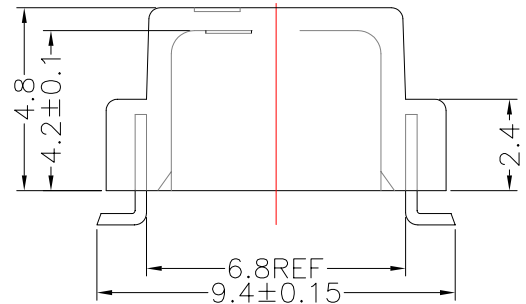
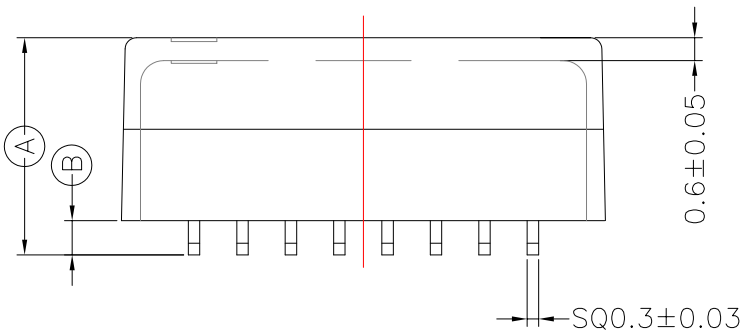
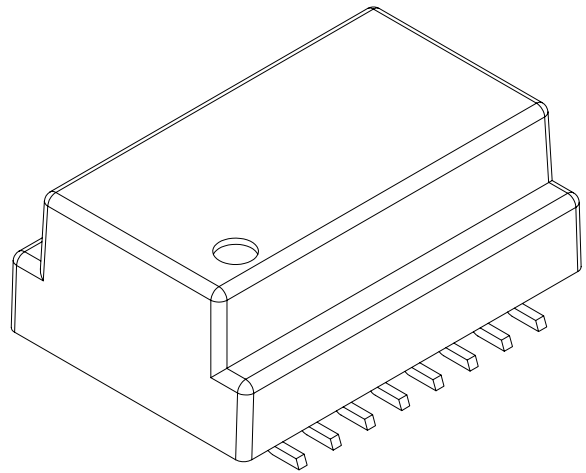
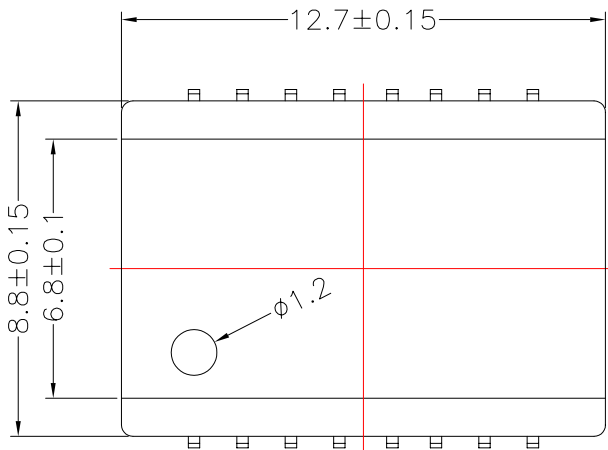
Fax : 886-2-22925236

http:// tbi-tw.com

e-mail : tb6688@ms46.hinet.net

#### REVISIONS

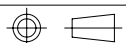
REV	SYM	DRAFTER	CHECKER	DATE
2		T.S.LII	W.H.HSU	07/24/06
3		T.S.LII	W.H.HSU	04/02/07
4		YAN.TANG	G.F.YANG	12/23/09



NOTE:CASE 頂部共面度為0.10 MAX.

DWG NO. C0085-16P-L-1.27-A-1

PART NO.	MATERIAL (BOBBIN)	MATERIAL (TERMINAL)	TERMINAL (PLATING)	PIN ALLOCATION	NOTE
TBI-113-30011.103	PM-9630	PB	Sn	ALL PIN (A)=5.7±0.15 (B)=0.9±0.15	53G00222
TBI-113-30011.113	PM-9630	PB	Sn	CUT PIN # 4,5,12,13 (A)=5.7±0.15 (B)=0.9±0.15	53G000025
TBI-113-30011.123	PM-9630	PB	Sn	ALL PIN (A)=6.0±0.15 (B)=1.2±0.15	
TBI-113-30011.133	PM-9630	PB	Sn	CUT PIN # 4,5,12,13 (A)=5.7±0.15 (B)=0.9±0.15	成品後電鍍



TOLERANCE: .X±0.15 .XX±0.10 .XXX±0.05

UNIT : m / m

SCALE 1 : 1

Finish: 1. PB wire Immersion Sn on terminal : Thickness:Sn plating,100,5 μm (200 μ inches) min,Base nickel 0.625 μm (25 μ inches) min.  
2. CP wire Immersion Sn on terminal : Thickness:Sn plating,100,5 μm (200 μ inches) min.  
3. Coplanarity deviation: 0.10 mm (0.004 inches) max.

REV 4