

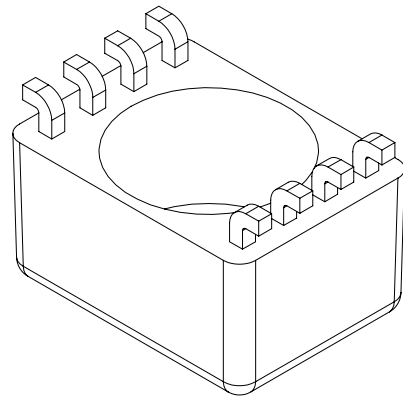
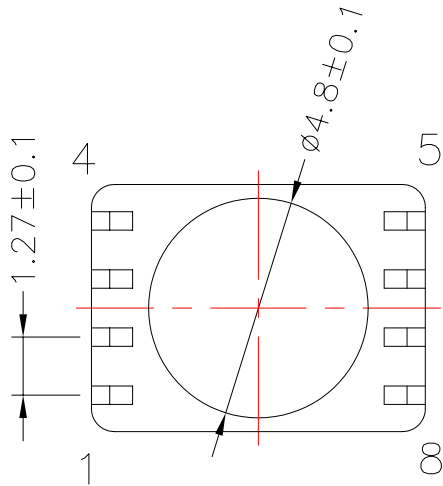
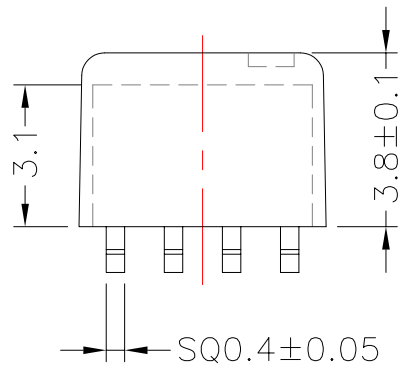
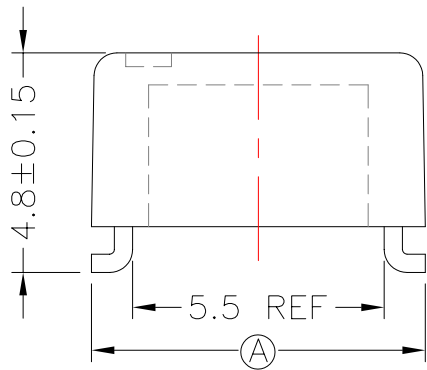
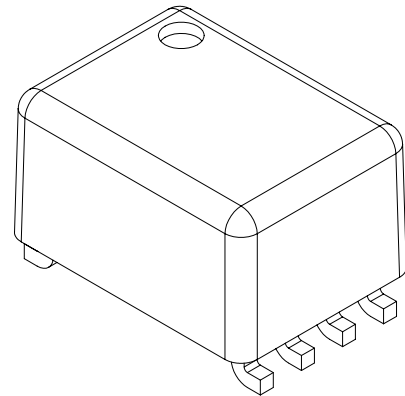
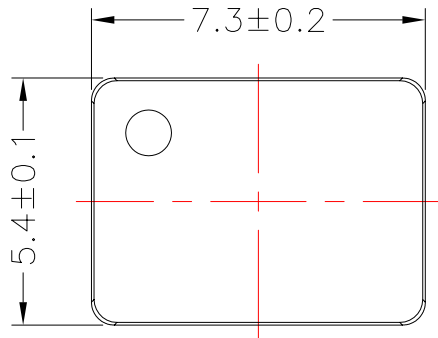


**TRANSFORMER BOBBIN
INDUSTRIAL CO.,LTD.**

Tel : 86-769-88789999 Fax : 86-769-88789989
http://tbi-tw.com e-mail : tb6688@ms46.hinet.net

REVISIONS

REV	SYM	DRAFTER	CHECKER	DATE
1		X.X.YUAN	G.F.YANG	07/26/12
2				
3				



NOTE:CASE 頂部共面度為0.15 MAX.
拉力:0.5 Kg Min.

DWG NO.	K5-8P-L-1.27-F-31				
PART NO.	MATERIAL (BOBBIN)	MATERIAL (TERMINAL)	TERMINAL (PLATING)	PIN ALLOCATION	NOTE
TBI-113-02061.3103	LCP E4008 NC	P.B	Sn	ALL PIN (A)=7.3±0.2	
TBI-113-02061.3113	LCP E4008 NC	P.B	Sn	ALL PIN (A)=8.3±0.2	H
TOLERANCE: .X±0.15 .XX±0.10 .XXX±0.05					
UNIT : m / m				SCALE 6 : 1	
Finish: 1. Pb wire Immersion Sn on terminal : Thickness:Sn plating,100,5 μm (200 μ inches) min,Base nickel 0.625 μm (25 μ inches) min. 2. CP wire Immersion Sn on terminal : Thickness:Sn plating,100,5 μm (200 μ inches) min. 3. Coplanarity deviation: 0.10 mm (0.004 inches) max.					REV 1