

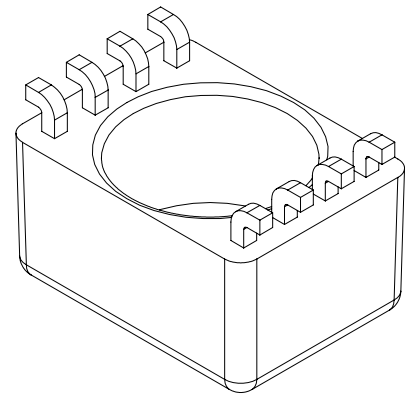
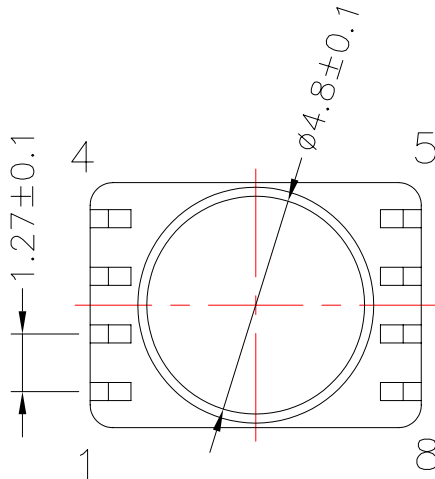
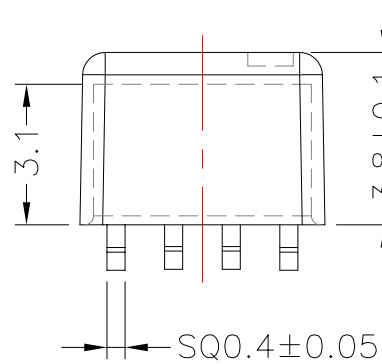
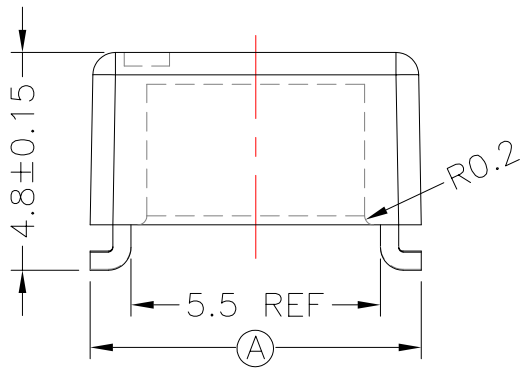
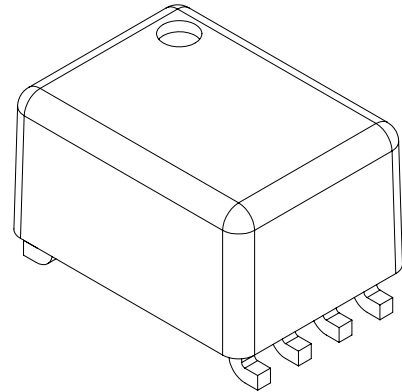
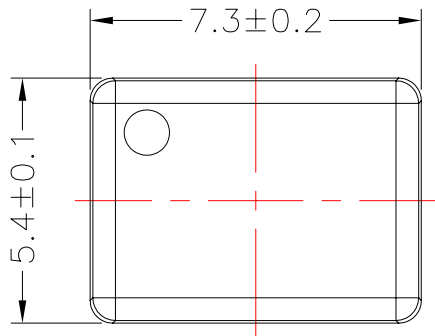


TRANSFORMER BOBBIN INDUSTRIAL CO.,LTD.

Tel : 86-769-88789999 Fax : 86-769-88789989
 http:// tbi-tw.com e-mail : tb6688@ms46.hinet.net

REVISIONS

REV	SYM	DRAFTER	CHECKER	DATE
①		S.Y.TANG	G.F.YANG	01/30/08
②				
③				



NOTE:CASE 頂部共面度為0.15 MAX.

DWG NO.	K5-8P-L-1.27-F-11					
PART NO.	MATERIAL (BOBBIN)	MATERIAL (TERMINAL)	TERMINAL (PLATING)	PIN ALLOCATION	NOTE	
TBI-113-02061.1103	PM-9630	P.B	Sn	ALL PIN (A)=7.3±0.2		
TBI-113-02061.1113	PM-9630	P.B	Sn	ALL PIN (A)=8.3±0.2	H	
TOLERANCE: .X±0.15 .XX±0.10 .XXX±0.05			UNIT : m / m		SCALE 6 : 1	

Finish: 1. Pb wire Immersion Sn on terminal : Thickness:Sn plating,100,5 μm (200 μ inches) min,Base nickel 0.625 μm (25 μ inches) min.
 2. CP wire Immersion Sn on terminal : Thickness:Sn plating,100,5 μm (200 μ inches) min.
 3. Coplanarity deviation: 0.10 mm (0.004 inches) max.

REV	1
-----	---