

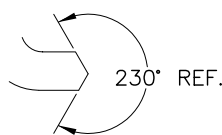
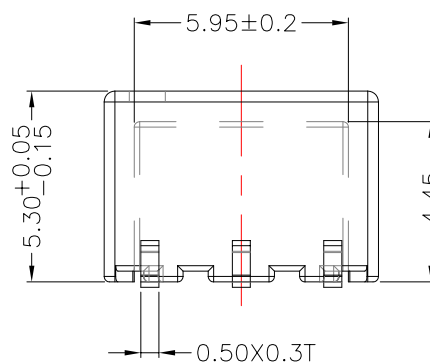
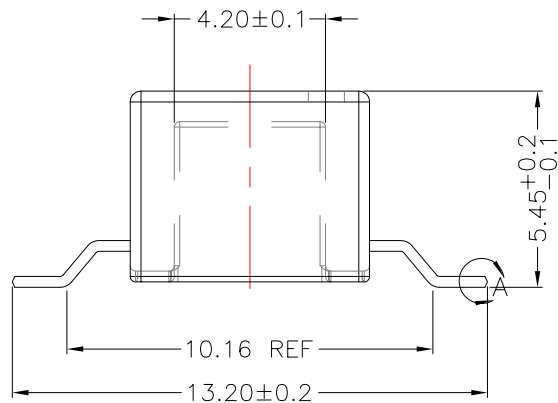
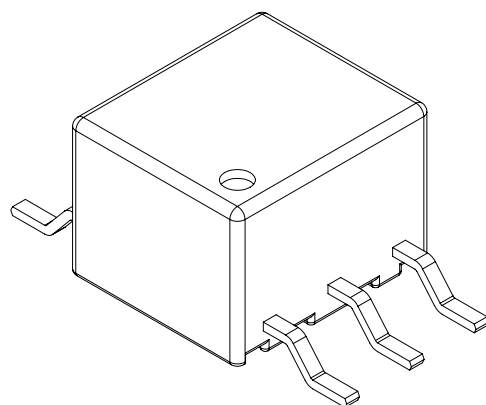
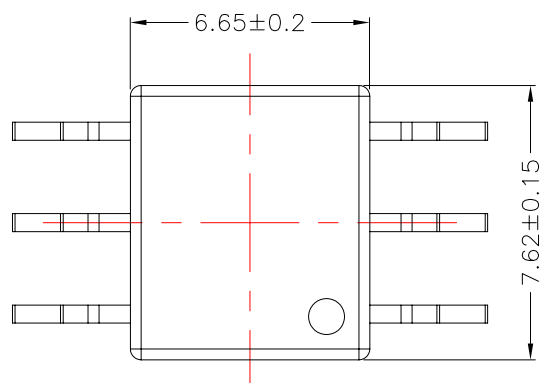


**TRANSFORMER BOBBIN
INDUSTRIAL CO.,LTD.**

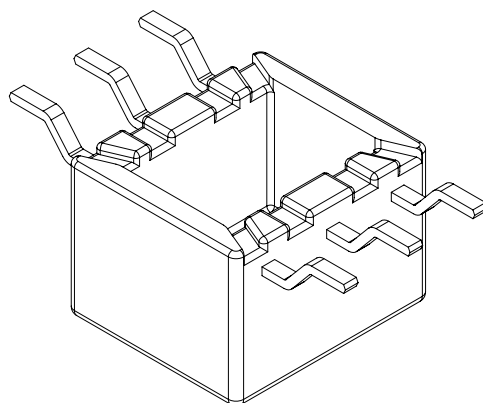
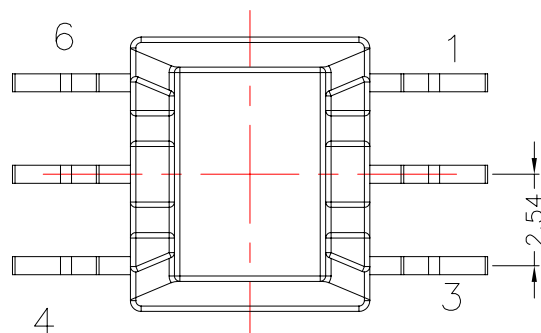
Tel : 86-769-88789999 Fax : 86-769-88789989
http:// tbi-tw.com e-mail : tb6688@ms46.hinet.net

REVISIONS

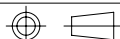
REV	SYM	DRAFTER	CHECKER	DATE
①		X.H.GU	G.F.YANG	09/27/10
②				
③				



DETAIL:A
PATENTED



DWG NO.	H8X7-6P-GW-2.54-C-11			PIN ALLOCATION	NOTE
PART NO.	MATERIAL (BOBBIN)	MATERIAL (TERMINAL)	TERMINAL (PLATING)		
TBI-112-01031.1103	PM-9630	P.B C5191	Sn	ALL PIN	
					H



TOLERANCE: 0<L≤4±0.1 4<L≤16±0.2 16<L≤63±0.3 Pin Pitch ±0.2

UNIT : m / m

SCALE 1 : 1

Finish: 1. PB wire Immersion Sn on terminal : Thickness:Sn plating,100,5 μ m (200 μ inches) min,Base nickel 0.625 μ m (25 μ inches) min.
2. CP wire Immersion Sn on terminal : Thickness:Sn plating,100,5 μ m (200 μ inches) min.
3. Coplanarity deviation: 0.10 mm (0.004 inches) max.

REV 1