

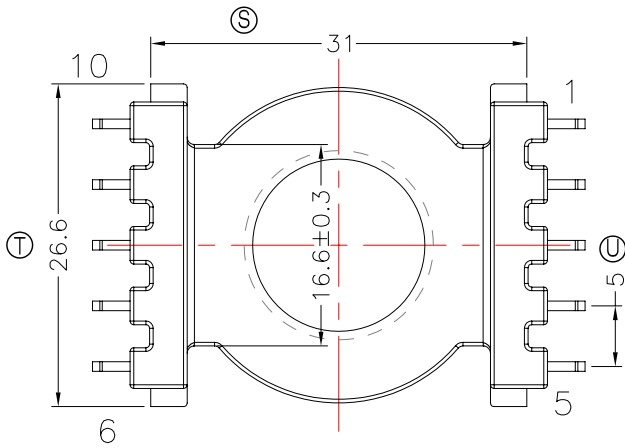
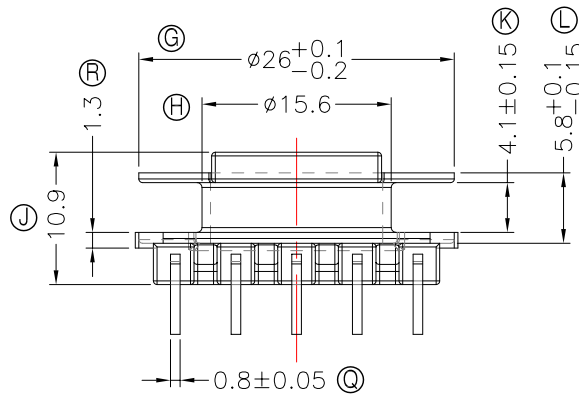
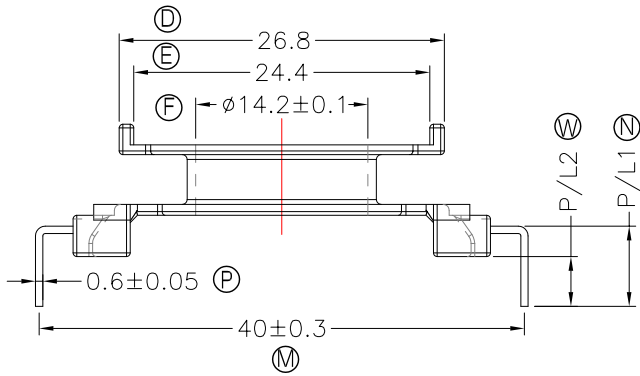
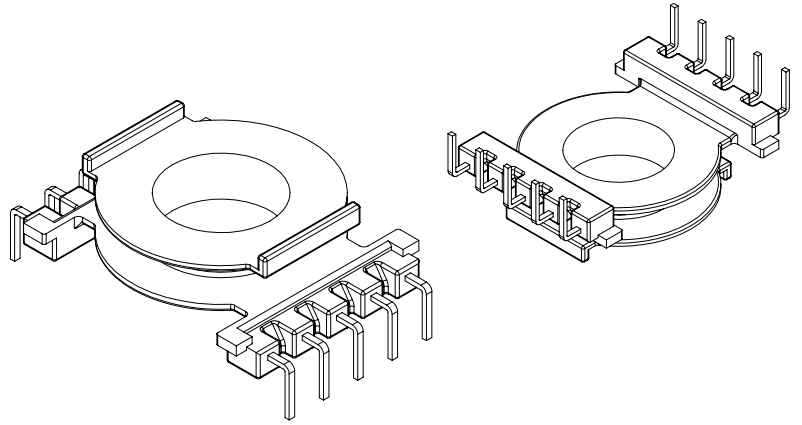
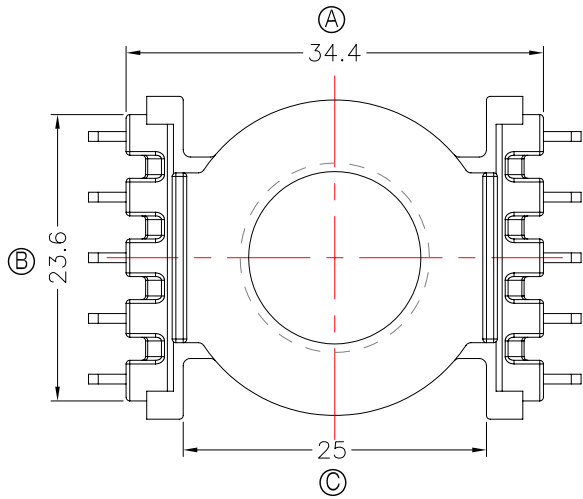


**TRANSFORMER BOBBIN  
INDUSTRIAL CO.,LTD.**

Tel : 86-769-88789999 Fax : 86-769-88789989  
http:// tbi-tw.com e-mail : tb6688@ms46.hinet.net

REVISIONS

REV	SYM	DRAFTER	CHECKER	DATE
1		X.H.GU	G.F.YANG	08/26/16
2				
3				

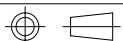


NOTE:

- 1.任意一點強度須1.5kg MIN;
- 2.耐壓4.0Kv /1.5mA 60S;
- 3.焊錫溫度:450°±10° 3SEC;
- 4.焊錫前拉力:1.0KG MIN,焊錫後拉力:1.5KG MIN;

DWG NO. CC33-12.2-10P-THT-5.0-0H-17

PART NO.	MATERIAL (BOBBIN)	MATERIAL (TERMINAL)	TERMINAL (PLATING)	PIN ALLOCATION
TBI-239-04081.1706	PM-9823	CP WIRE	Sn	ALL PIN P/L1=6.6±0.2 P/L2=4.1±0.2
TBI-239-04081.1716	PM-9823	CP WIRE	Sn	CUT PIN#1,6,7,8,9,10, P/L1=6.6±0.2 P/L2=4.1±0.2
TBI-239-04081.1726	PM-9823	CP WIRE	Sn	CUT PIN#1,6,7,8,9,10, P/L1=6.0±0.2 P/L2=3.5±0.2



TOLERANCE: 0<L<=4: ±0.1 4<L<=16: ±0.2 16<L<=63: ±0.3

UNIT : m / m

SCALE 1 : 1

Finish: 1. PB wire Immersion Sn on terminal : Thickness:Sn plating,100%,5 μm (200 μ inches) min,Base nickel 0.625 μm (25 μ inches) min.  
2. CP wire Immersion Sn on terminal : Thickness:Sn plating,100%,5 μm (200 μ inches) min.  
3. Coplanarity deviation: 0.10 mm (0.004 inches) max.

REV 1