

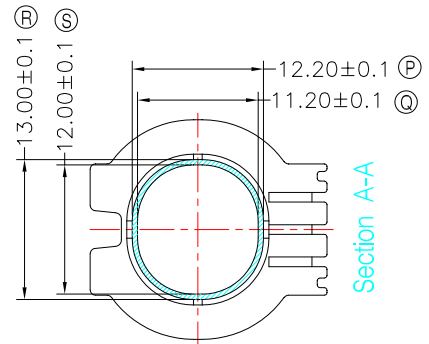
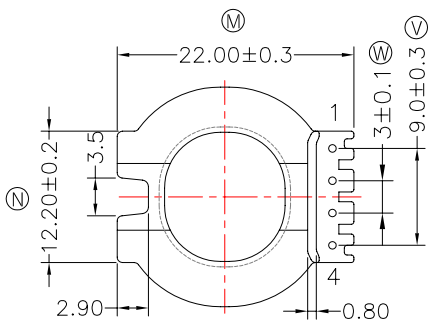
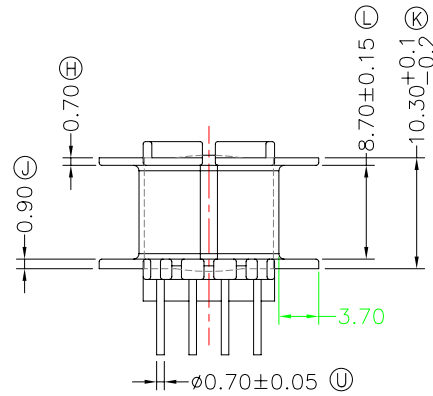
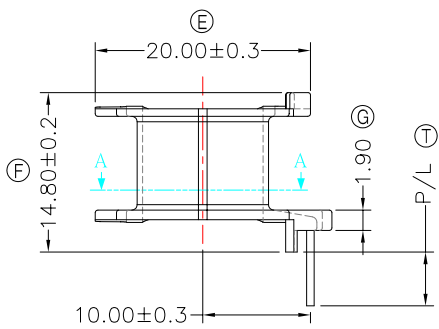
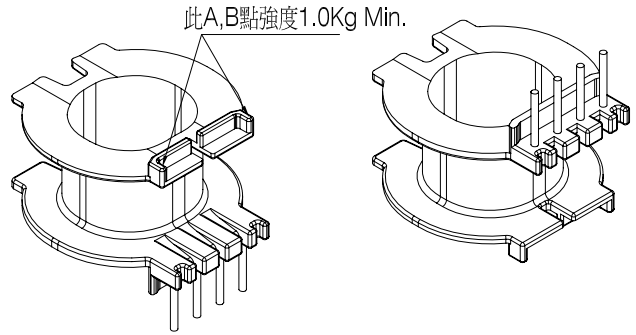
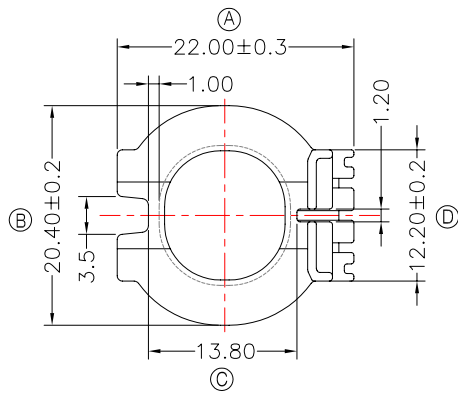


TRANSFORMER BOBBIN
INDUSTRIAL CO.,LTD.

Tel : 86-769-88789999 Fax : 86-769-88789989
http:// tbi-tw.com e-mail : tb6688@ms46.hinet.net

REVISIONS

REV	SYM	DRAFTER	CHECKER	DATE
①		X.H.GU	G.F.YANG	05/14/15
②				
③				



NOTE:

- 1.耐壓4.0Kv /1.5mA 60S;
- 2.焊錫溫度:450°±10° 3SEC;
- 3.任意一點強度須1.5kg MIN;(除了特別指出外)
- 4.焊錫前拉力:1.0KG MIN,焊錫後拉力:1.5KG MIN;
- 5.WINDING SPACE:8.7mm*3.7mm=32.19mm²

DWG NO.	ATQ24-15.8A-4P-TH-E9-11				
PART NO.	MATERIAL (BOBBIN)	MATERIAL (TERMINAL)	TERMINAL (PLATING)	PIN ALLOCATION	NOTE
TBI-238-01591.1106	PM-9630	CP WIRE	Sn	ALL PIN P/L=5.0±0.2	S
TBI-238-01591.1116	PM-9630	CP WIRE	Sn	ALL PIN P/L=4.0±0.2	H
TBI-238-01591.1126	PM-9630	CP WIRE	Sn	CUT PIN#2 P/L=5.0±0.2	
TBI-238-01591.1136	PM-9630	CP WIRE	Sn	CUT PIN#4 P/L=5.0±0.2	
TBI-238-01591.1146	PM-9630	CP WIRE	Sn	CUT PIN#2 P/L=3.0±0.2	
TBI-238-01591.1156	PM-9630	CP WIRE	Sn	CUT PIN#4 P/L=3.0±0.2	
TBI-238-01591.1166	PM-9630	CP WIRE	Sn	CUT PIN#2 P/L=2.8±0.2	
TBI-238-01591.1176	PM-9630	CP WIRE	Sn	CUT PIN#3 P/L=2.8±0.2	
TBI-238-01591.1186	PM-9630	CP WIRE	Sn	CUT PIN#4 P/L=2.8±0.2	
	TOLERANCE: 0<L<=4:±0.1 4<L<=16:±0.2 16<L<=63:±0.3			UNIT : m / m	SCALE 1 : 1
Finish:	1. PB wire Immersion Sn on terminal : Thickness:Sn plating,100%,5 μm (200 μ inches) min,Base nickel 0.625 μm (25 μ inches) min. 2. CP wire Immersion Sn on terminal : Thickness:Sn plating,100%,5 μm (200 μ inches) min. 3. Coplanarity deviation: 0.10 mm (0.004 inches) max.				REV 1