

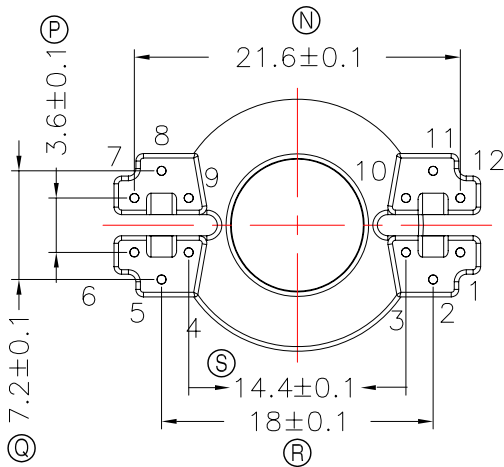
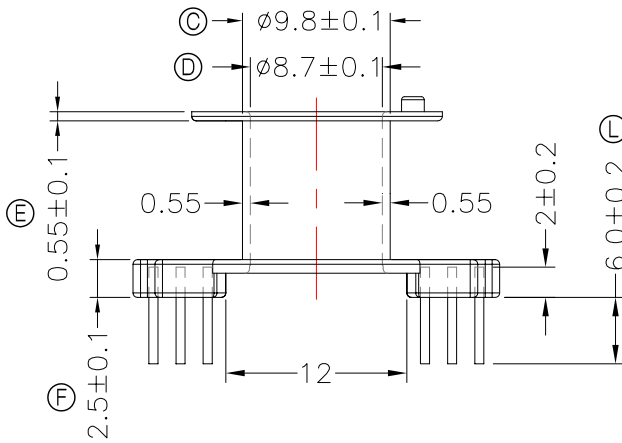
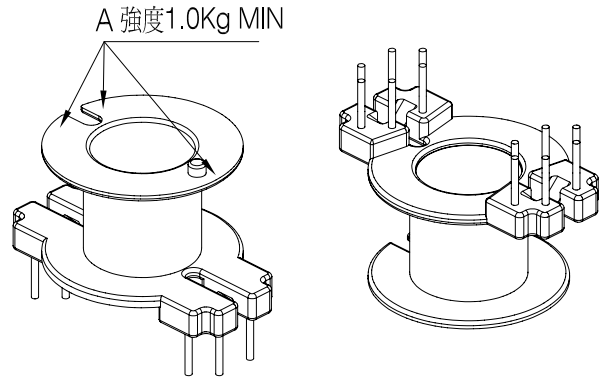
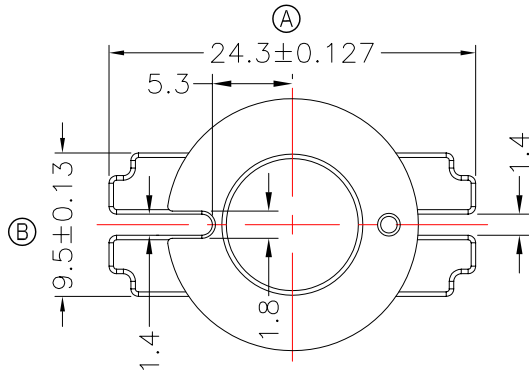


**TRANSFORMER BOBBIN
INDUSTRIAL CO.,LTD.**

Tel : 86-769-88789999 Fax : 86-769-88789989
http:// tbi-tw.com e-mail : tb6688@ms46.hinet.net

REVISIONS

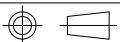
REV	SYM	DRAFTER	CHECKER	DATE
1		G.F.YANG	W.H.HSU	01/19/16
2				
3				



NOTE:

- 1.耐壓4.0Kv /1.5mA 60S;
- 2.焊錫溫度:450°±10° 3SEC;
- 3.焊錫前拉力:1.0KG MIN,焊錫後拉力:1.5KG MIN;
- 4.任意一點強度須1.5kg MIN;(除以下測試點.A.處為1.0kg MIN).

DWG NO.	RM8-12P-TH-D4-11				
PART NO.	MATERIAL (BOBBIN)	MATERIAL (TERMINAL)	TERMINAL (PLATING)	PIN ALLOCATION	NOTE
TBI-208-05441.1106	PM-9630	CP WIRE	Sn	ALL PIN	
TBI-208-05441.1116	PM-9630	CP WIRE	Sn	CUT PIN#1.6.7.9.10.11.12	咬花外露:咬花寬度1.7±0.3, 深度0.05+0.02/-0.03
TBI-208-05441.1126	PM-9630	CP WIRE	Sn	CUT PIN#1.4.5.6.7.9.10	咬花外露:咬花寬度1.7±0.3, 深度0.05+0.02/-0.03



TOLERANCE: 0<L<=4:±0.1 4<L<=16:±0.2 16<L<=63:±0.3

UNIT : m / m

SCALE 2 : 1

Finish: 1. PB wire Immersion Sn on terminal : Thickness:Sn plating,100%,5 μm (200 μ inches) min,Base nickel 0.625 μm (25 μ inches) min.
2. CP wire Immersion Sn on terminal : Thickness:Sn plating,100%,5 μm (200 μ inches) min.
3. Coplanarity deviation: 0.10 mm (0.004 inches) max.

REV 1