

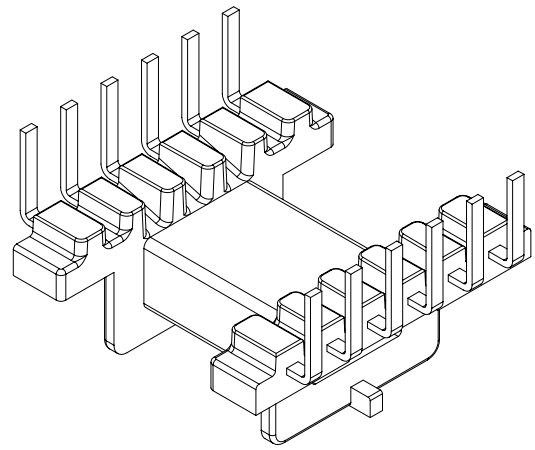
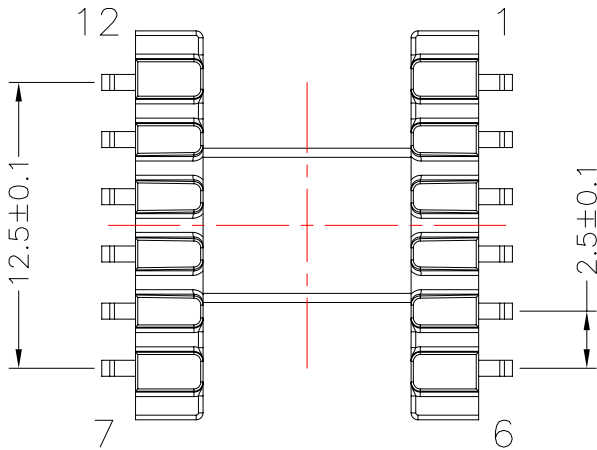
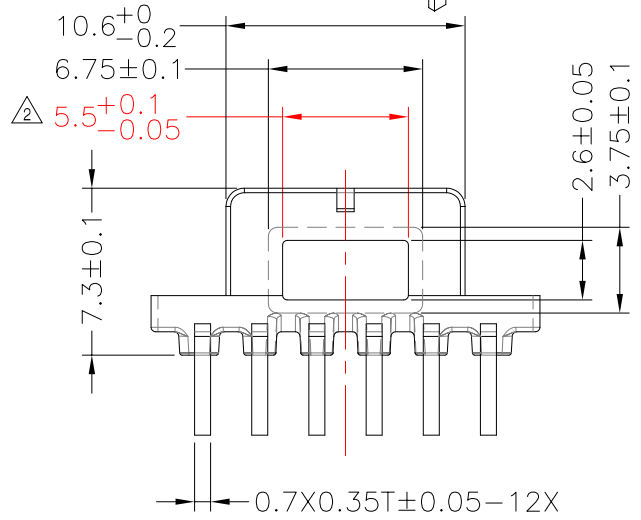
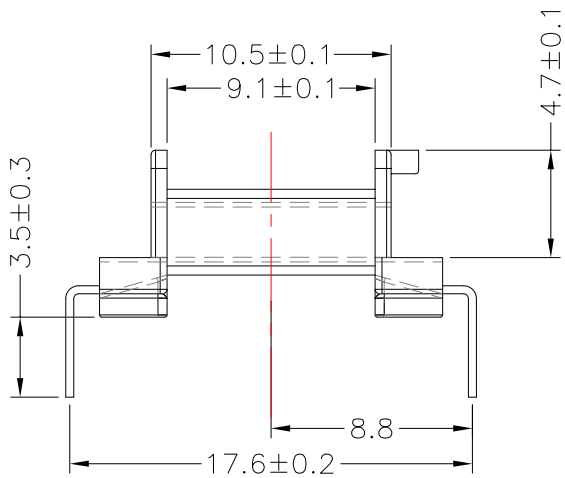
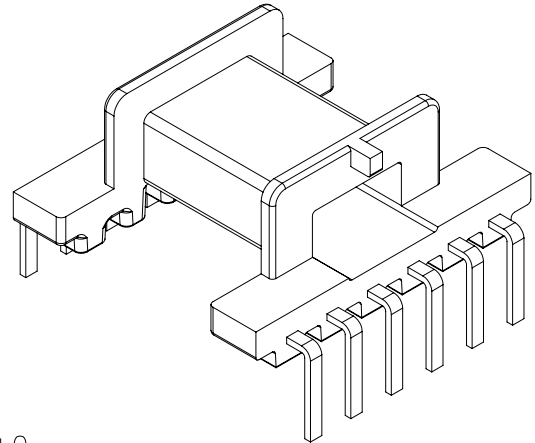
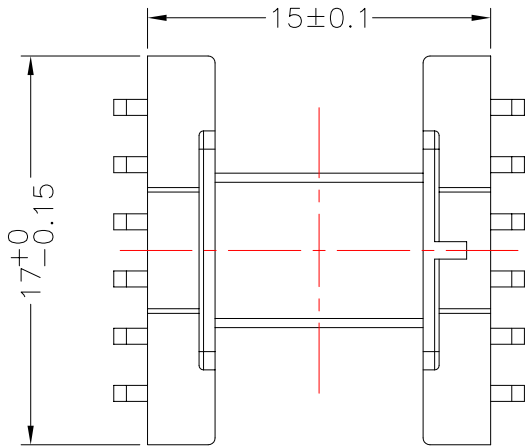


**TRANSFORMER BOBBIN  
INDUSTRIAL CO.,LTD.**

Tel : 86-769-88789999 Fax : 86-769-88789989  
http:// tbi-tw.com e-mail : tb6688@ms46.hinet.net

REVISIONS

REV	SYM	DRAFTER	CHECKER	DATE
1		YAN.TANG	G.F.YANG	05/29/08
2		YAN.TANG	G.F.YANG	12/10/09
3				



DWG NO. EFD15-12P-TH-2.5-0C-11

PART NO.	MATERIAL (BOBBIN)	MATERIAL (TERMINAL)	TERMINAL (PLATING)	PIN ALLOCATION	NOTE
TBI-207-03031.1106	PM-9630	CP WIRE	Sn	ALL PIN	
TBI-207-03031.1116	PM-9630	CP WIRE	Sn	CUT PIN #4, 9	H
TBI-207-03031.1126	PM-9630	CP WIRE	Sn	CUT PIN #1,6,7,,9,10,12	
TBI-207-03031.1136	PM-9630	CP WIRE	Sn	CUT PIN #3,4,9,10	

TOLERANCE: .X±0.15 .XX±0.10 .XXX±0.05 UNIT : m/m SCALE 3:1

Finish: 1. PB wire Immersion Sn on terminal : Thickness:Sn plating,100,5 μm (200 μ inches) min,Base nickel 0.625 μm (25 μ inches) min.  
2. CP wire Immersion Sn on terminal : Thickness:Sn plating,100,5 μm (200 μ inches) min.  
3. Coplanarity deviation: 0.10 mm (0.004 inches) max.

REV 2