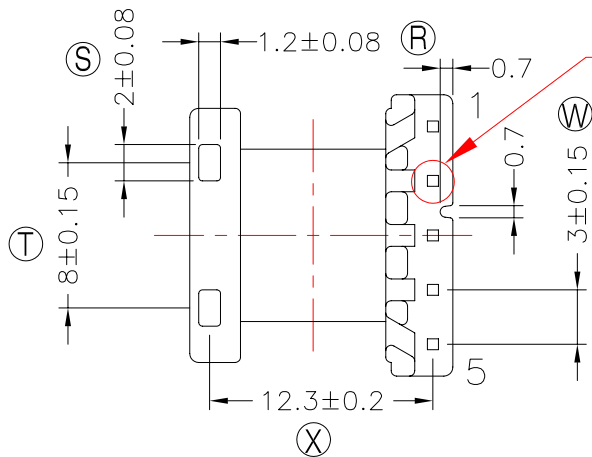
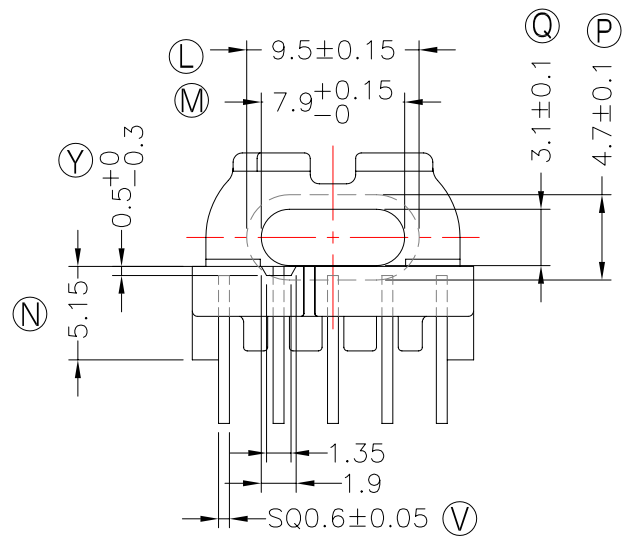
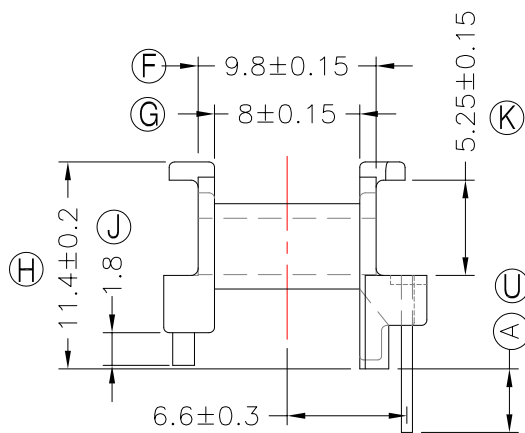
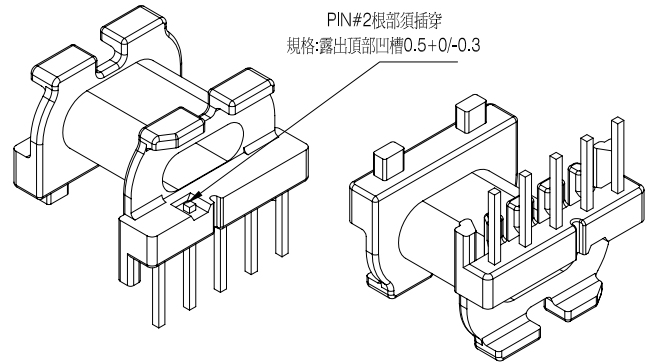
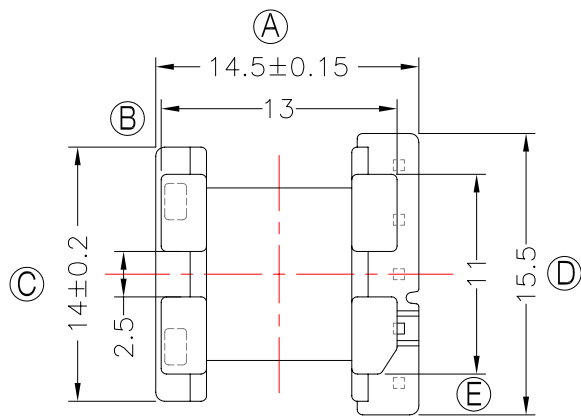




TRANSFORMER BOBBIN INDUSTRIAL CO.,LTD.

Tel : 86-769-88789999 Fax : 86-769-88789989
 http:// tbi-tw.com e-mail : tb6688@ms46.hinet.net

REVISIONS				
REV	SYM	DRAFTER	CHECKER	DATE
①		X.X.YUAN	G.F.YANG	05/09/15
②				
③				



PIN#2根部須插穿

NOTE:

- 1.耐壓4.0Kv /1.5mA 60S;
- 2.焊錫溫度:450°±10° 3SEC;
- 3.任意一點強度須1.5kg MIN;
- 4.焊錫前拉力:1.0KG MIN,焊錫後拉力:1.5KG MIN;
- 5.與TBI-206-01221.11C(EPC17-15.5-CASE-B2-11)配套使用;

DWG NO. EPC17-15.5-5P-TH-B2-11

PART NO.	MATERIAL (BOBBIN)	MATERIAL (TERMINAL)	TERMINAL (PLATING)	PIN ALLOCATION	NOTE
TBI-206-01221.1106	PM-9630	CP WIRE	Sn	ALL PIN (A)=3.5±0.2	S
TBI-206-01221.1116	PM-9630	CP WIRE	Sn	NO PIN#3 (A)=3.7±0.2	H
TBI-206-01221.1126	PM-9630	CP WIRE	Sn	ALL PIN (A)=4.5±0.2	
TBI-206-01221.1136	PM-9630	CP WIRE	Sn	NO PIN#3 (A)=4.5±0.2	
TBI-206-01221.1146	PM-9630	CP WIRE	Sn	NO PIN#3 (A)=4.0±0.2	

TOLERANCE:0<L<=4:±0.1 4<L<=16:±0.2 16<L<=63:±0.3 UNIT : m / m SCALE 1 : 1

Finish: 1. PB wire Immersion Sn on terminal : Thickness:Sn plating,100%,5 μm (200 μ inches) min,Base nickel 0.625 μm (25 μ inches) min.
 2. CP wire Immersion Sn on terminal : Thickness:Sn plating,100%,5 μm (200 μ inches) min.
 3. Coplanarity deviation: 0.10 mm (0.004 inches) max.

REV 1