

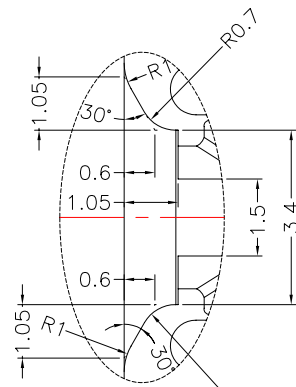


TRANSFORMER BOBBIN
INDUSTRIAL CO.,LTD.

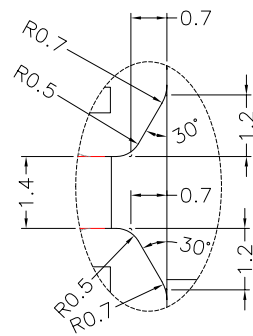
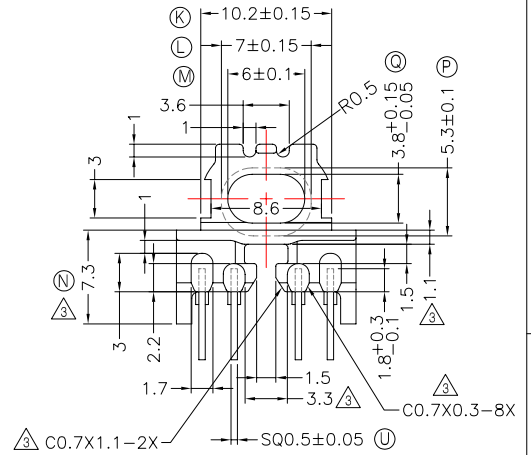
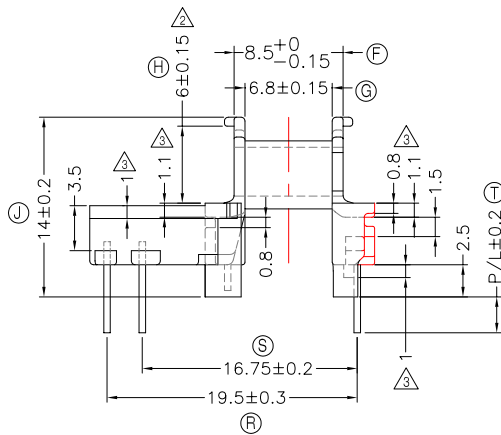
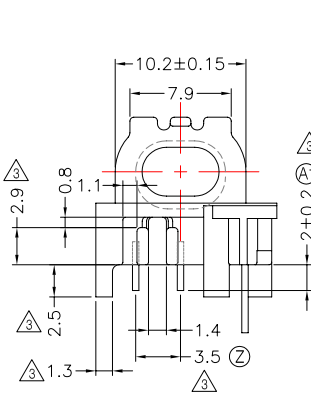
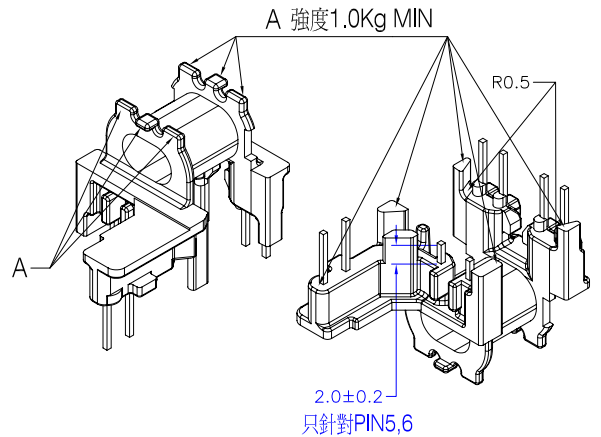
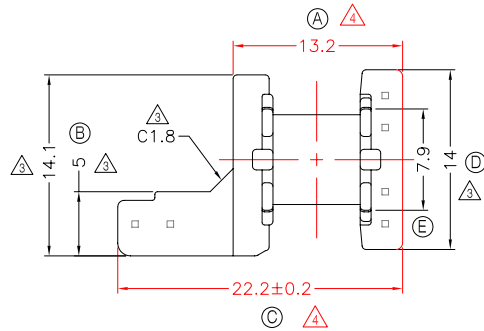
Tel : 86-769-88789999 Fax : 86-769-88789989
http:// tbi-tw.com e-mail : tb6688@ms46.hinet.net

REVISIONS

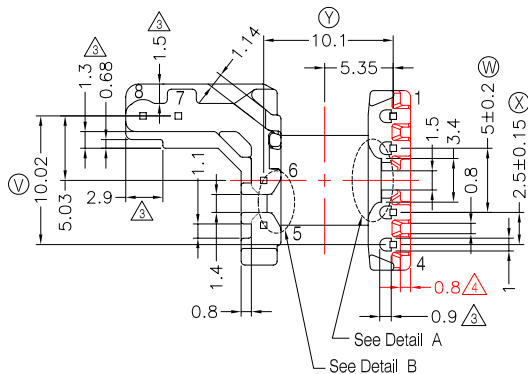
REV	SYM	DRAFTER	CHECKER	DATE
2		X.H.GU	G.F.YANG	08/20/15
3		X.H.GU	G.F.YANG	01/13/16
4		X.H.GU	G.F.YANG	02/17/16



Detail A
Scale 4: 1



Detail B
Scale 4: 1



NOTE:

- 1.耐壓4.0Kv /1.5mA 60S;
- 2.焊錫溫度:450°±10° 3SEC
- 3.焊錫前拉力:1.0KG MIN,焊錫後拉力:1.5KG MIN;
- 4.任意一點強度須1.5kg MIN;(除以下測試點.A.處為1.0MIN).

DWG NO. EPC13-13C-8P-TH-A7-11

PART NO.	MATERIAL (BOBBIN)	MATERIAL (TERMINAL)	TERMINAL (PLATING)	PIN ALLOCATION	NOTE
----------	-------------------	---------------------	--------------------	----------------	------

TBI-206-04171.1106	PM-9630	CP WIRE	Sn	ALL PIN P/L=2.8±0.2 (PIN#5,6長度2.0±0.2,從插PIN底面量起.)	S
--------------------	---------	---------	----	--	---

TOLERANCE: 0<L<=4:±0.1 4<L<=16:±0.2 16<L<=63:±0.3

UNIT : m / m

SCALE 1 : 1

Finish: 1. PB wire Immersion Sn on terminal : Thickness:Sn plating,100,5 μm (200 μ inches) min,Base nickel 0.625 μm (25 μ inches) min.
2. CP wire Immersion Sn on terminal : Thickness:Sn plating,100,5 μm (200 μ inches) min.
3. Coplanarity deviation: 0.10 mm (0.004 inches) max.

REV 4