

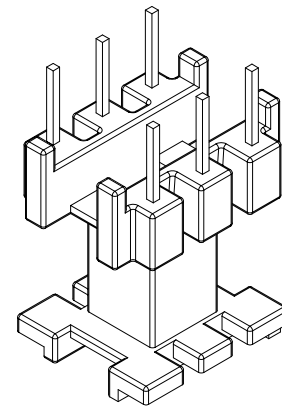
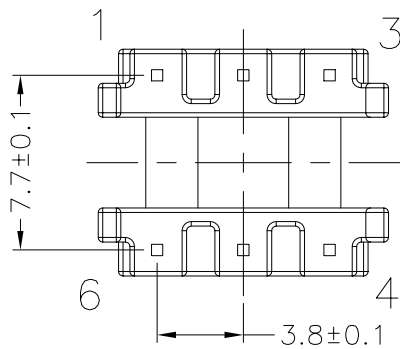
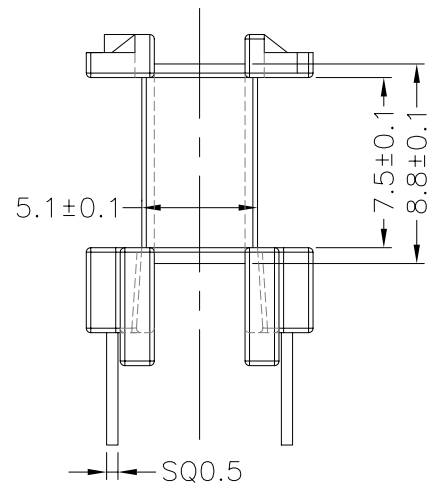
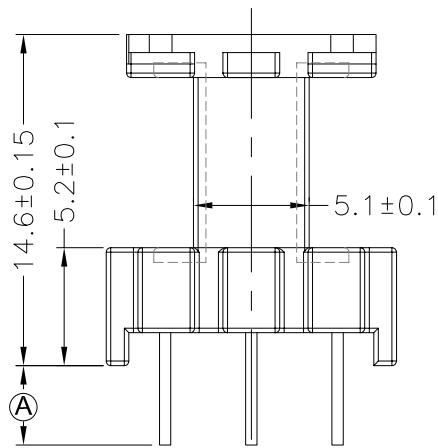
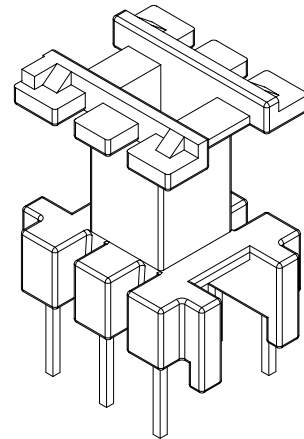
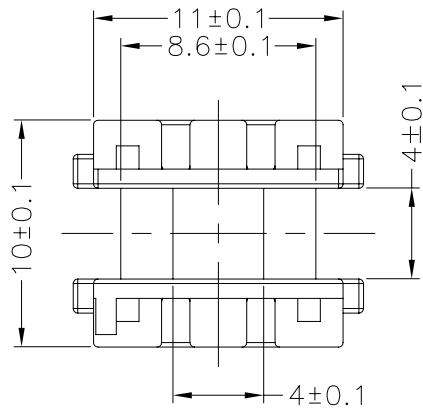


**TRANSFORMER BOBBIN
INDUSTRIAL CO.,LTD.**

Tel : 86-769-88789999 Fax : 86-769-88789989
 http:// tbi-tw.com e-mail : tb6688@ms46.hinet.net

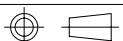
REVISIONS

REV	SYM	DRAFTER	CHECKER	DATE
①		X.H.GU	W.H.HSU	10/10/07
②				
③				



DWG NO. EF12.6-6P-TH-3.8-C-1

PART NO.	MATERIAL (BOBBIN)	MATERIAL (TERMINAL)	TERMINAL (PLATING)	PIN ALLOCATION	NOTE
TBI-205-01031.106	PM-9630	C,P WIRE	Sn	ALL PIN (A) = 3.5±0.3	
TBI-205-01031.116	PM-9630	C,P WIRE	Sn	PIN 5 NO (A) = 3.5±0.3	



TOLERANCE : .X ±0.15 .XX ±0.10 .XXX ±0.05

UNIT : m / m

SCALE 3 : 1

Finish: 1. Pb wire Immersion Sn on terminal : Thickness:Sn plating,100,5 μm (200 μ inches) min,Base nickel 0.625 μm (25 μ inches) min.
 2. CP wire Immersion Sn on terminal : Thickness:Sn plating,100,5 μm (200 μ inches) min.
 3. Coplanarity deviation: 0.10 mm (0.004 inches) max.

REV 1