

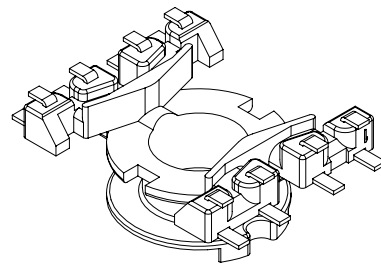
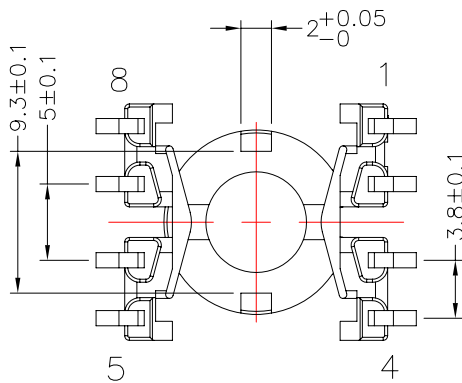
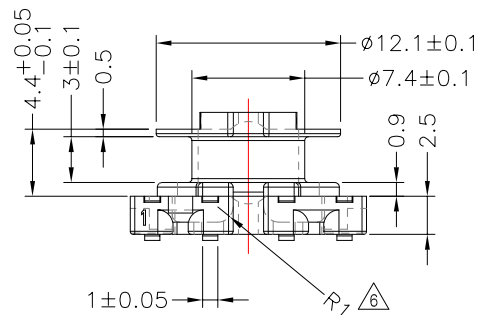
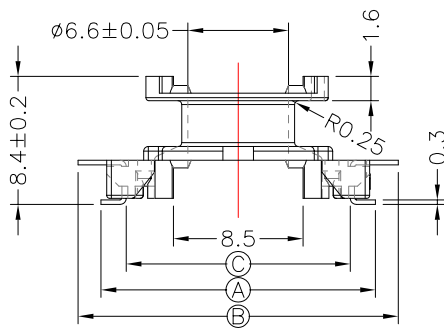
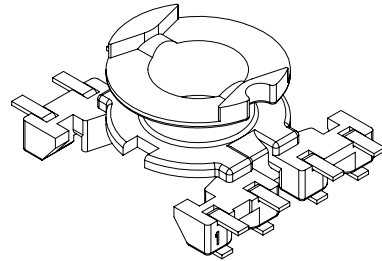
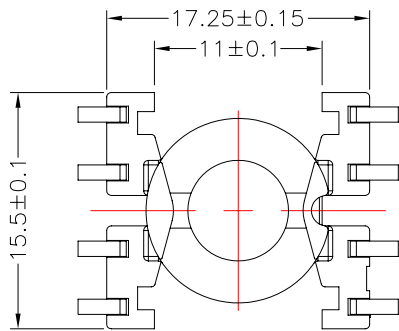


TRANSFORMER BOBBIN
INDUSTRIAL CO.,LTD.

Tel : 86-769-88789999 Fax : 86-769-88789989
http:// tbi-tw.com e-mail : tb6688@ms46.hinet.net

REVISIONS

REV	SYM	DRAFTER	CHECKER	DATE
△4		T.S.LII	W.H.HSU	07/25/06
△5		S.Y.TANG	G.F.YANG	05/19/08
△6		G.F.YANG	W.H.HSU	11/05/08



DWG NO. RM6-8P-J-3.8-E-13

PART NO.	MATERIAL (BOBBIN)	MATERIAL (TERMINAL)	TERMINAL (PLATING)	PIN ALLOCATION	NOTE
----------	-------------------	---------------------	--------------------	----------------	------

TBI-108-02051.1306	PM-9630JT	C.P WIRE 1/4H △6	Sn	ALL PIN A=18±0.5 B=21±0.3 C=14.7REF	S
--------------------	-----------	------------------	----	--	---

△5 TBI-108-02051.1316	PM-9630JT	C.P WIRE 1/4H	Sn	ALL PIN A=21±0.5 B=21±0.3 C=14.7REF	H
-----------------------	-----------	---------------	----	--	---

△5 TBI-108-02051.1326	PM-9630JT	C.P WIRE 1/4H	Sn	ALL PIN A=18±0.3 B=21±0.3 C=14.7±0.3	
-----------------------	-----------	---------------	----	---	--

TBI-108-02051.1336	PM-9630JT	C.P WIRE 1/4H	Sn	ALL PIN A=18±0.3 B=25±0.3 C=14.7±0.3	
--------------------	-----------	---------------	----	---	--

	TOLERANCE: .X±0.15 .XX±0.10 .XXX±0.05	UNIT : m / m	SCALE 2 : 1
--	---------------------------------------	--------------	-------------

Finish: 1. Pb wire Immersion Sn on terminal : Thickness:Sn plating,100,5 μm (200 μ inches) min,Base nickel 0.625 μm (25 μ inches) min.
2. CP wire Immersion Sn on terminal : Thickness:Sn plating,100,5 μm (200 μ inches) min.
3. Coplanarity deviation: 0.10 mm (0.004 inches) max.

REV	6
-----	---