

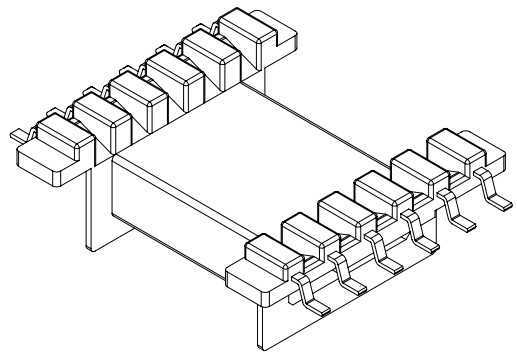
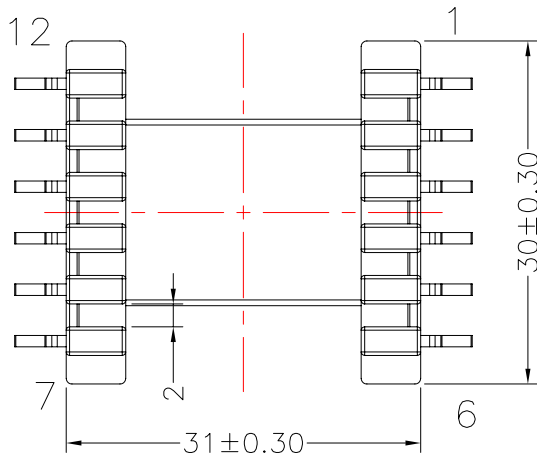
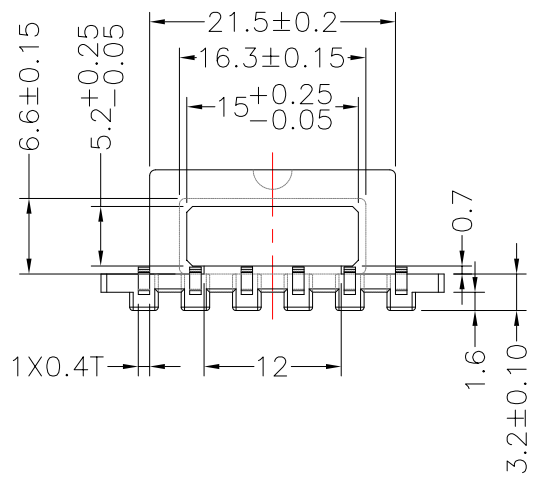
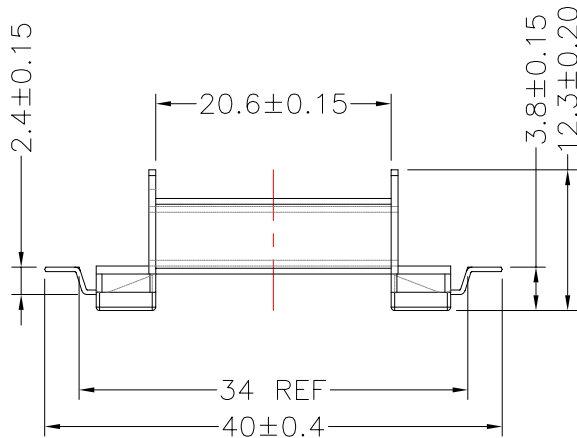
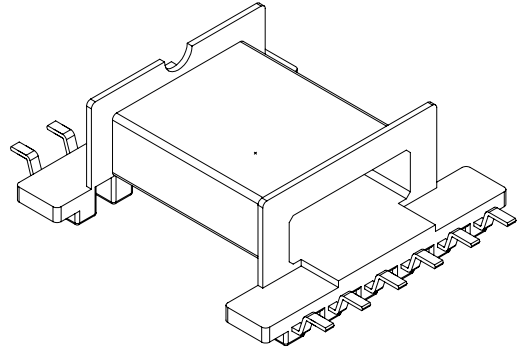
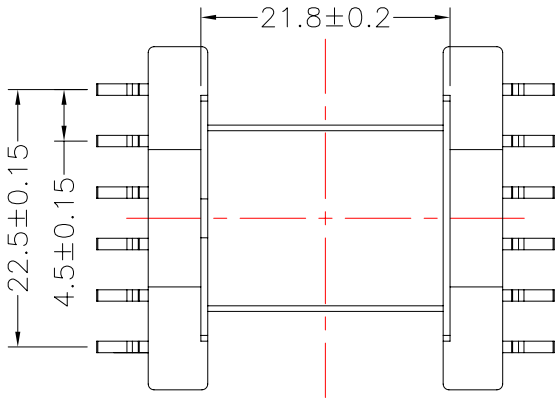


**TRANSFORMER BOBBIN
INDUSTRIAL CO.,LTD.**

Tel : 86-769-88789999 Fax : 86-769-88789989
 http:// tbi-tw.com e-mail : tb6688@ms46.hinet.net

REVISIONS

REV	SYM	DRAFTER	CHECKER	DATE
1		X.X.YUAN	G.F.YANG	06/09/11
2				
3				

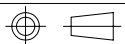


DWG NO. EFD30-12P-GW-4.5-0J-11

PART NO.	MATERIAL (BOBBIN)	MATERIAL (TERMINAL)	TERMINAL (PLATING)	PIN ALLOCATION	NOTE
----------	-------------------	---------------------	--------------------	----------------	------

TBI-107-05091.1103	PM-9630	C5191	Sn	ALL PIN	
--------------------	---------	-------	----	---------	--

H



TOLERANCE: .X±0.15 .XX±0.10 .XXX±0.05

UNIT : m / m

SCALE 1.5 : 1

Finish: 1. PB wire Immersion Sn on terminal : Thickness:Sn plating,100,5-10 μm min,Base nickel 1-2 μm min.
 2. CP wire Immersion Sn on terminal : Thickness:Sn plating,100,5 μm (200 μ inches) min.
 3. Coplanarity deviation: 0.10 mm (0.004 inches) max.

REV 1