

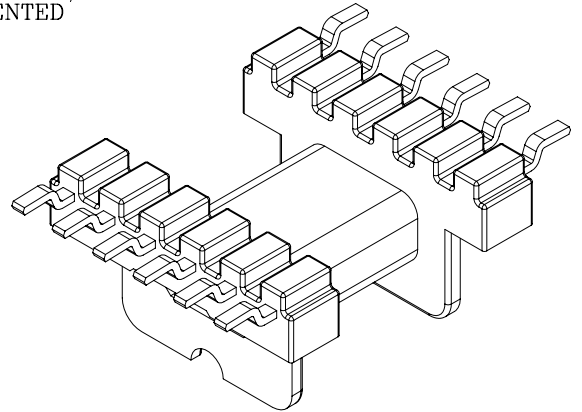
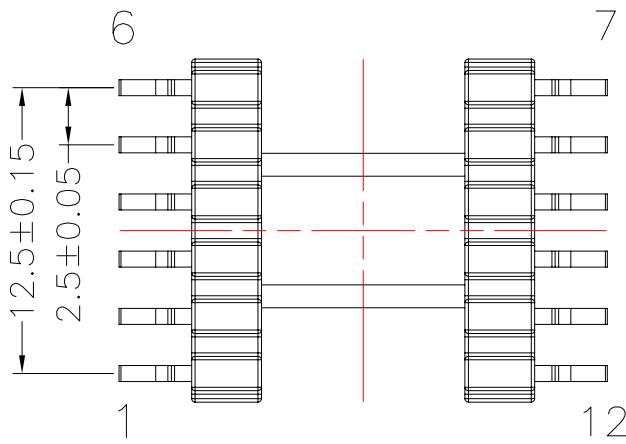
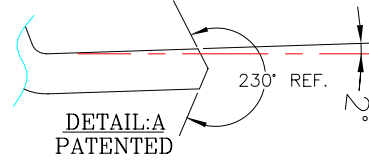
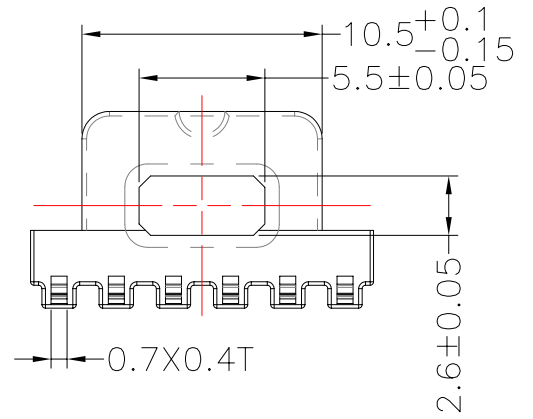
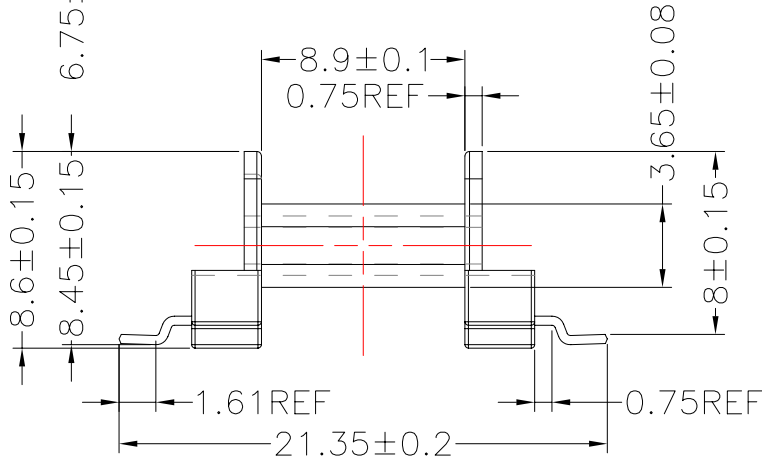
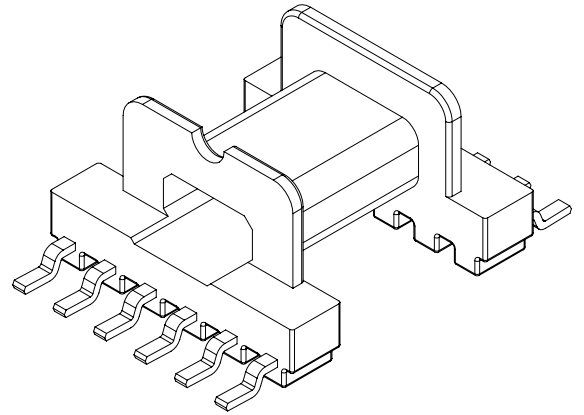
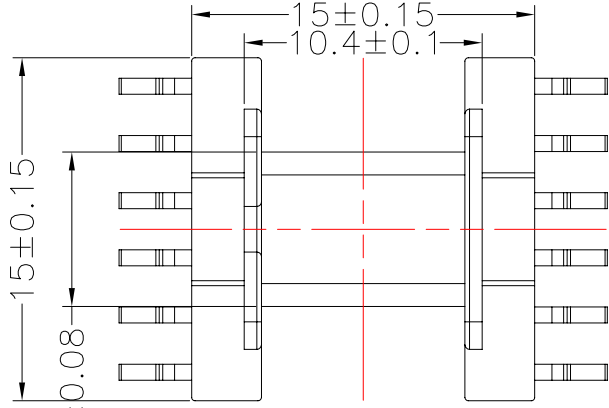


**TRANSFORMER BOBBIN  
INDUSTRIAL CO.,LTD.**

Tel : 86-769-88789999 Fax : 86-769-88789989  
http:// tbi-tw.com e-mail : tb6688@ms46.hinet.net

REVISIONS

REV	SYM	DRAFTER	CHECKER	DATE
①		G.F.YANG	W.H.HSU	10/10/09
②				
③				



DWG NO.	EFD15-15A-12P-GW-2.5-1J-11				
PART NO.	MATERIAL (BOBBIN)	MATERIAL (TERMINAL)	TERMINAL (PLATING)	PIN ALLOCATION	NOTE
TBI-107-03191.1103	PM-9630	PB	Sn	ALL PIN	PIN折彎處需貼平或往上微微翹起(如2度處)
Finish:	1. PB wire Immersion Sn on terminal : Thickness:Sn plating,100,5 μm (200 μ inches) min,Base nickel 1-2 μm (40-80 μ inches) min.				
	2. CP wire Immersion Sn on terminal : Thickness:Sn plating,100,5 μm (200 μ inches) min.				
	3. Coplanarity deviation: 0.10 mm (0.004 inches) max.				
	TOLERANCE: .X±0.1 .XX±0.05			UNIT : m/m	SCALE 1:1
				REV	1