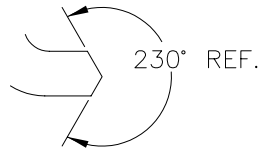
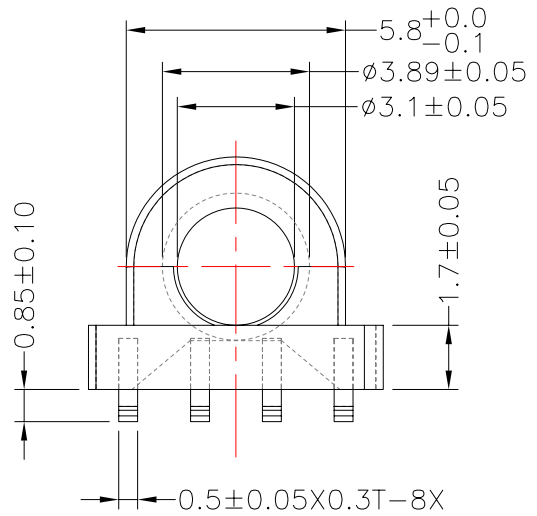
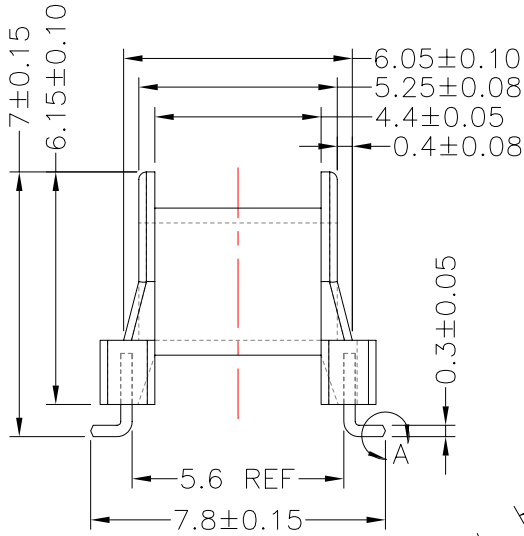
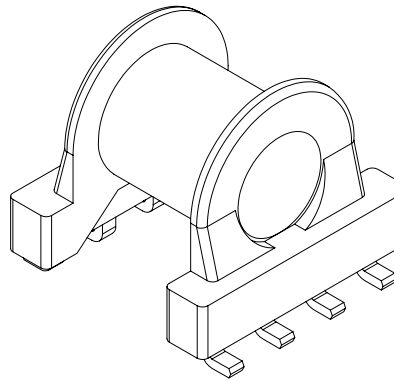
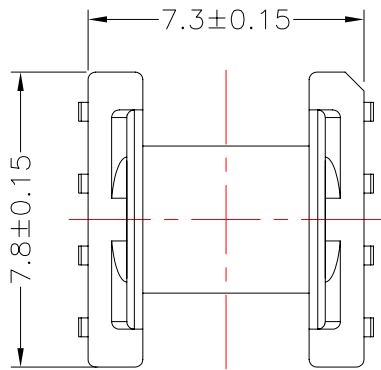




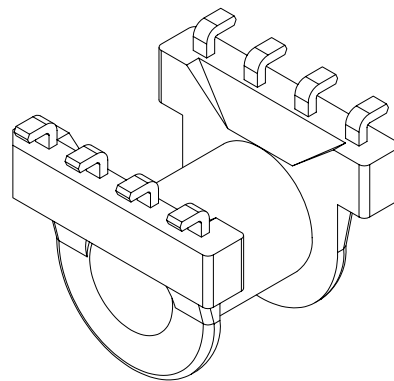
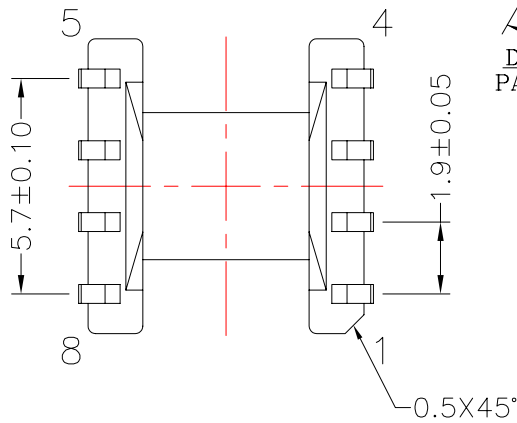
**TRANSFORMER BOBBIN  
INDUSTRIAL CO.,LTD.**

Tel : 86-769-88789999 Fax : 86-769-88789989  
http:// tbi-tw.com e-mail : tb6688@ms46.hinet.net

REVISIONS				
REV	SYM	DRAFTER	CHECKER	DATE
①		YAN.TANG	G.F.YANG	09/24/09
②				
③				



DETAIL:A  
PATENTED



DWG NO.	EP5.5-7.5-8P-L-1.9-B0-11				
PART NO.	MATERIAL (BOBBIN)	MATERIAL (TERMINAL)	TERMINAL (PLATING)	PIN ALLOCATION	NOTE
TBI-103-01201.1103	PM-9630	PB	Sn	ALL PIN	S H
TOLERANCE: .X±0.15 .XX±0.10 .XXX±0.05					
UNIT : m / m				SCALE 5 : 1	
Finish:	1. PB wire Immersion Sn on terminal : Thickness:Sn plating,100,5-12 μm (200-480 μinches) min,Base nickel 1.25-2.5 μm (50-100 μ inches) min. 2. CP wire Immersion Sn on terminal : Thickness:Sn plating,100,5-12 μm (200-480 μ inches) min. 3. Coplanarity deviation: 0.10 mm (0.004 inches) max.				REV 1