

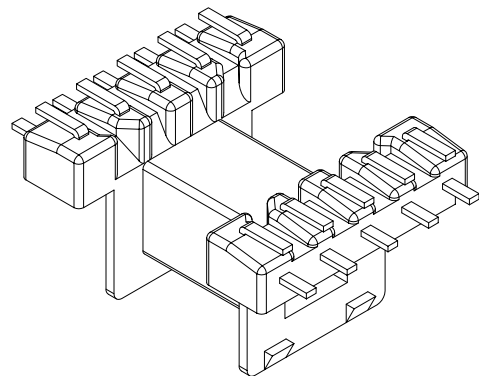
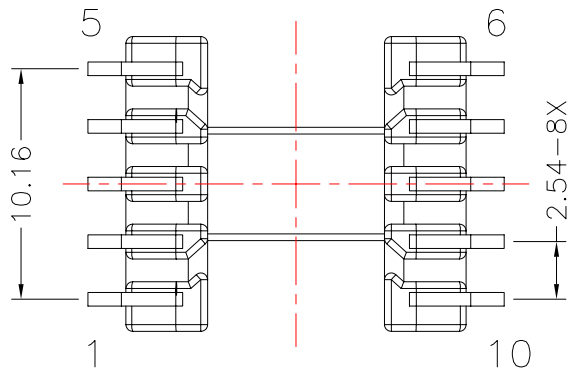
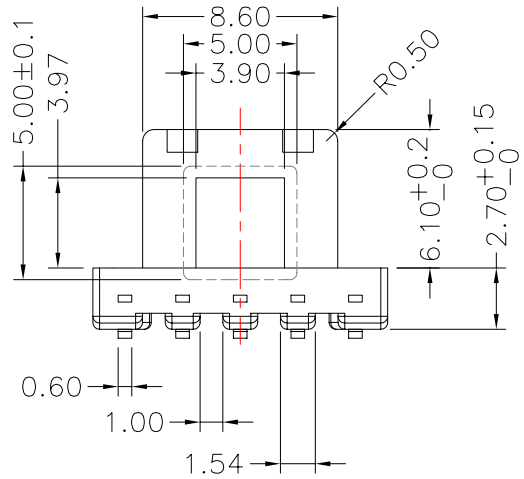
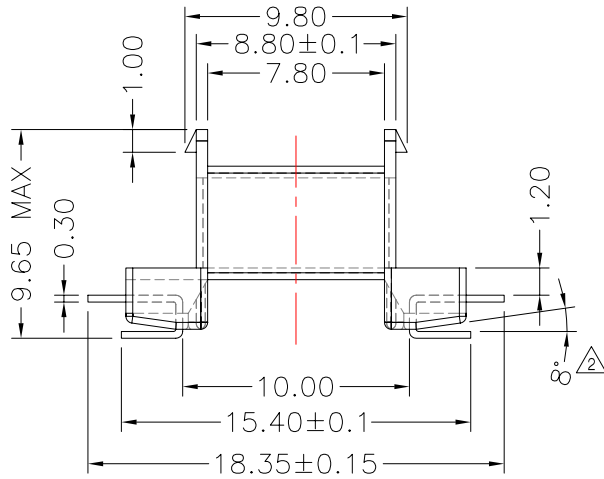
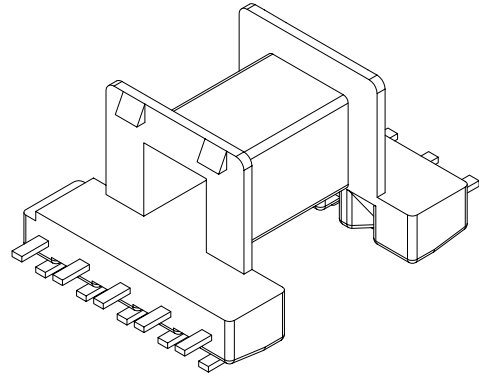
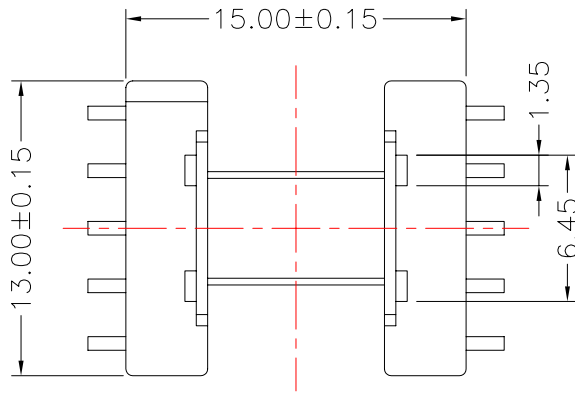


TRANSFORMER BOBBIN INDUSTRIAL CO.,LTD.

Tel : 86-769-88789999 Fax : 86-769-88789989
 http:// tbi-tw.com e-mail : tb6688@ms46.hinet.net

REVISIONS

REV	SYM	DRAFTER	CHECKER	DATE
①		S.Y.TANG	W.H.HSU	08/30/07
②		S.Y.TANG	W.H.HSU	09/25/07
③				



NOTE: Unless otherwise specified, all radii are R0.3mm.

DWG NO.	EE12.6-10P-J-2.54-A-3				
PART NO.	MATERIAL (BOBBIN)	MATERIAL (TERMINAL)	TERMINAL (PLATING)	PIN ALLOCATION	NOTE
TBI-101-13011.303	LCP-E4008 BK	P.B	Sn	ALL PIN	
TOLERANCE: .X±0.15 .XX±0.10 .XXX±0.05					
UNIT : m / m				SCALE 3 : 1	
Finish:	1. Pb wire Immersion Sn on terminal : Thickness:Sn plating,100,5 μm (200 μ inches) min,Base nickel 0.625 μm (25 μ inches) min. 2. CP wire Immersion Sn on terminal : Thickness:Sn plating,100,5 μm (200 μ inches) min. 3. Coplanarity deviation: 0.10 mm (0.004 inches) max.				REV 2