

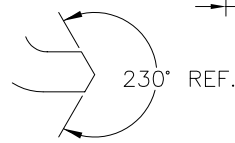
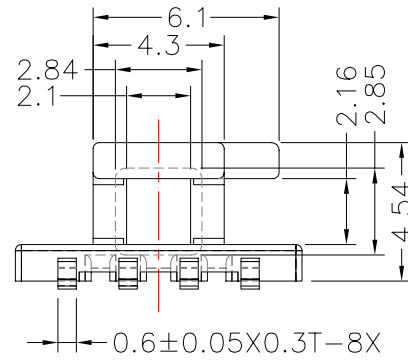
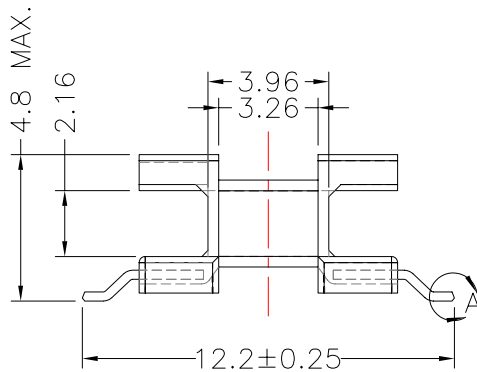
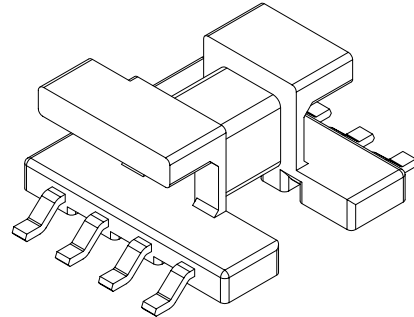
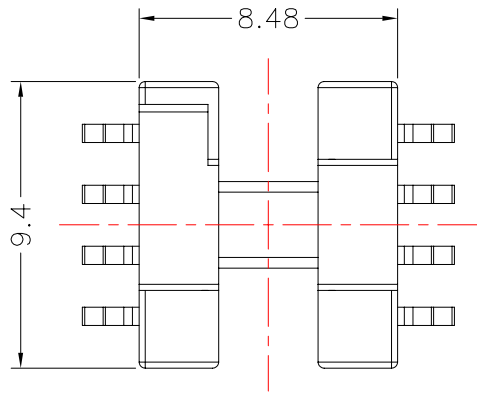


**TRANSFORMER BOBBIN  
INDUSTRIAL CO.,LTD.**

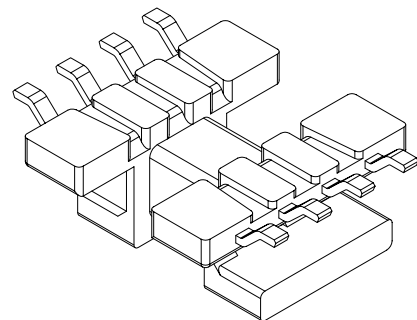
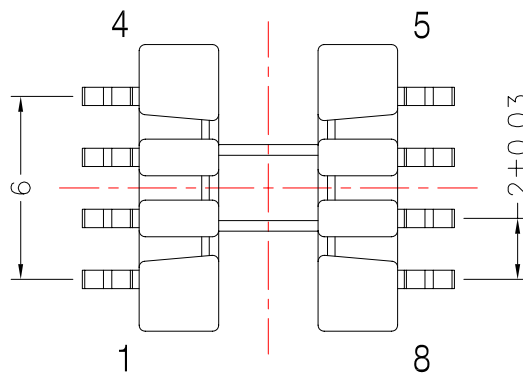
Tel : 86-769-88789999 Fax : 86-769-88789989  
http:// tbi-tw.com e-mail : tb6688@ms46.hinet.net

REVISIONS

REV	SYM	DRAFTER	CHECKER	DATE
1		Y.G.HSU	W.H.HSU	05/25/07
2				
3				



**DETAIL:A  
PATENTED**



DWG NO.	EE8.8-8P-GW-2.0-0G-1				
PART NO.	MATERIAL (BOBBIN)	MATERIAL (TERMINAL)	TERMINAL (PLATING)	PIN ALLOCATION	NOTE
TBI-101-03071.103	PM-9630	P.B	Sn	ALL PIN	

	TOLERANCE:	.X±0.15	.XX±0.10	.XXX±0.05	UNIT : m / m	SCALE 4 : 1
--	------------	---------	----------	-----------	--------------	-------------

**Finish:** 1. Pb wire Immersion Sn on terminal : Thickness:Sn plating,100,5 μm (200 μ inches) min,Base nickel 0.625 μm (25 μ inches) min.  
2. CP wire Immersion Sn on terminal : Thickness:Sn plating,100,5 μm (200 μ inches) min.  
3. Coplanarity deviation: 0.10 mm (0.004 inches) max.

<b>REV</b>	<b>1</b>
------------	----------